

## Fundamental Highlights

### Global risk appetite stabilised post-Hurricanes Harvey & Irma, and as North Korea tensions ebbed slightly.

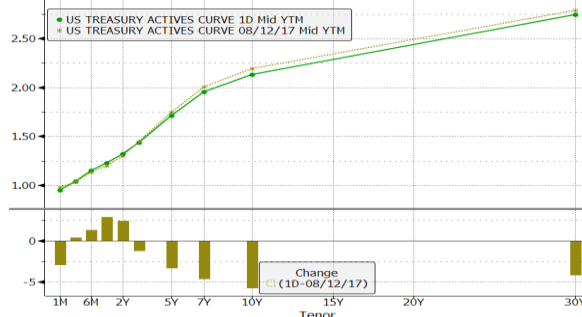
The initial recent market fears of an overly hawkish ECB, elevated North Korean tensions, and the impending US debt ceiling impasse have faded. The 10-year UST bond yield fell from 2.27% a month ago to a low of 2.04% before rebounding back to 2.15%. President Trump finessed a 3-month extension to the debt ceiling, while the UN Security Council passed tighter sanctions against North Korea but stopped short of an oil embargo and a freeze for Kim Jong Un's assets. Meanwhile, the futures market pricing of a third rate hike by end-2017 continued to push lower amid the lack of inflationary pressure and potential fallout on 3Q GDP growth due to hurricanes Harvey and Irma which Fed's Dudley opined "it's going to make it very difficult to read the economic data over the next few months" and "it's possible that they could have an effect on the timing of short-term rate increases". Looking ahead, watch for FOMC on 21 September where the unwinding of the balance sheet is likely to start, German elections on 24 September where polls suggest Chancellor Merkel may win a fourth term, and the ECB meeting on 26 October where the "bulk of these decisions will be taken" with Draghi flagging recent volatility in Euro as a source of uncertainty which requires monitoring.

## SGS Review and Outlook

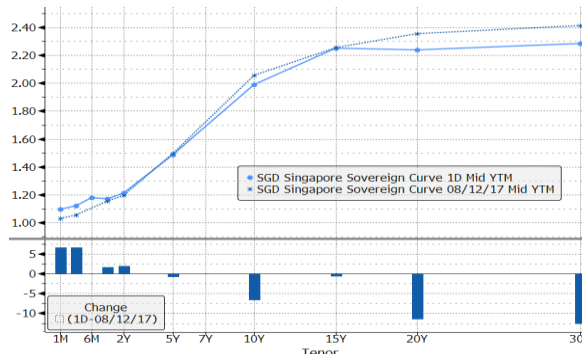
### Broadening growth base implies potential 2017 upside, but October MPS is likely to remain at neutral.

We upgraded our 2017 GDP growth higher from 2.5% yoy to 2.7% yoy to reflect stronger-than-expected manufacturing growth at 5.8% yoy (previously 4.7% yoy) given January-July was already a stellar 10.1% yoy. Leading indicators remain healthy – the August manufacturing PMI rose for the third straight month to 51.8 (highest since November 2014) while the electronics PMI improved to 53.2 (highest since November 2010). The whole economy PMI also surged to 53.2 (highest since January 2015), with signs of improved domestic demand for industries like industrial metals, transport services and the improving resale housing market. Business confidence for the 12-months ahead hit a near-1.5 year high, but employment levels fell for the third straight month in August and output prices actually fell for the first time since June 2016. Bank loans growth eased from 7.6% yoy (+0.4% mom) in June to 5.9% yoy (-0.5% mom) in July, as business loans moderated to 7.4% yoy (first monthly decline since January at -0.9% mom). The weak USD theme saw USDSGD touching an intraday low of 1.3346 on 8 September before recovering to above the 1.34 handle. Nevertheless, MAS is expected to maintain monetary policy on a neutral stance for an extended period at the October MPS. The 15-year SGS re-opening fetched a cut-off yield of 2.40% with a bid-cover ratio of 2.19x. There is a 2-year SGS re-opening on 2 October and a potential mini-auction on 1 November. The 2018 SGS bond issuance should be released soon and should see more longer tenor supply amidst higher demand.

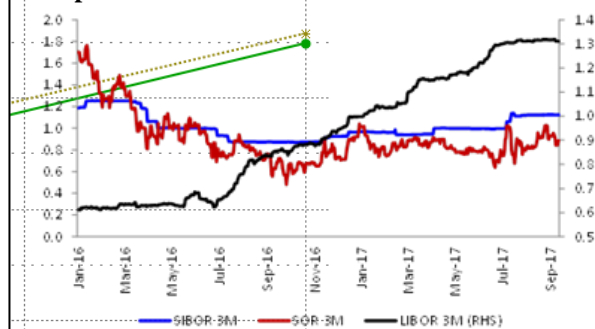
### UST curve bull-flattened from a month ago, but the 10-year bond yield stopped shy of 2%.



### Strong demand has contributed to a very flat/kinked SGS yield curve beyond 15 years.



### The 3-month SOR-SIBOR spread stabilized around 24bps.



## Group Treasury

### Treasury Research & Strategy

Selena Ling

(65) 6530 4887

[Lingssselena@ocbc.com.sg](mailto:Lingssselena@ocbc.com.sg)

This publication is solely for information purposes only and may not be published, circulated, reproduced or distributed in whole or in part to any other person without our prior written consent. This publication should not be construed as an offer or solicitation for the subscription, purchase or sale of the securities/instruments mentioned herein. Any forecast on the economy, stock market, bond market and economic trends of the markets provided is not necessarily indicative of the future or likely performance of the securities/instruments. Whilst the information contained herein has been compiled from sources believed to be reliable and we have taken all reasonable care to ensure that the information contained in this publication is not untrue or misleading at the time of publication, we cannot guarantee and we make no representation as to its accuracy or completeness, and you should not act on it without first independently verifying its contents. The securities/instruments mentioned in this publication may not be suitable for investment by all investors. Any opinion or estimate contained in this report is subject to change without notice. We have not given any consideration to and we have not made any investigation of the investment objectives, financial situation or particular needs of the recipient or any class of persons, and accordingly, no warranty whatsoever is given and no liability whatsoever is accepted for any loss arising whether directly or indirectly as a result of the recipient or any class of persons acting on such information or opinion or estimate. This publication may cover a wide range of topics and is not intended to be a comprehensive study or to provide any recommendation or advice on personal investing or financial planning. Accordingly, they should not be relied on or treated as a substitute for specific advice concerning individual situations. Please seek advice from a financial adviser regarding the suitability of any investment product taking into account your specific investment objectives, financial situation or particular needs before you make a commitment to purchase the investment product. OCBC and/or its related and affiliated corporations may at any time make markets in the securities/instruments mentioned in this publication and together with their respective directors and officers, may have or take positions in the securities/instruments mentioned in this publication and may be engaged in purchasing or selling the same for themselves or their clients, and may also perform or seek to perform broking and other investment or securities-related services for the corporations whose securities are mentioned in this publication as well as other parties generally.